

To: Population Connection  
Fr: Lake Research Partners  
Re: First 100 Days Omnibus Survey<sup>1</sup>  
Date: April 2025

### Core Questions

- **When it comes to issues voters want Congress to address, there is contested terrain between dysfunction in government, rising cost of living, and the economy and jobs – all three issues vie for the top spot.** However, there are partisan differences.
  - At least three in ten Democrats say dysfunction in government (32%) is the most important issue for Congress to address.
  - Three in 10 Republicans say immigration (30%) is the most important issue for Congress to address, followed by a quarter who say the rising of cost of living (25%).
  - Independent voters give equal priority to dysfunction in government (26%), rising cost of living (28%), and the economy and jobs (28%).
- The rising cost of living is particularly salient for drop-off voters (37%).

Most Important Issues for Congress to Address	Total	Dem	Ind/DK	Rep	Drop-Off Voters
Dysfunction in government	26	<b>32</b>	<b>26</b>	19	22
Rising cost of living	26	26	<b>28</b>	<b>25</b>	<b>37</b>
The economy and jobs	25	24	<b>28</b>	23	25
Social Security and Medicare	21	29	20	14	16
Immigration	17	6	15	<b>30</b>	8
Health care and prescription drugs	12	17	10	7	13
Taxes	11	4	14	16	13
Terrorism and national security	9	1	11	15	9
Crime	8	3	11	14	11
Education	8	13	6	4	10
Housing and homelessness	7	10	9	3	10
The environment and climate change	6	10	4	2	7
Budget deficits	6	2	4	10	7
Abortion	6	7	7	4	3
Racial justice	4	7	4	1	4
(Other)	3	4	2	3	2

- Less than one in ten voters say terrorism and national security (9%), crime (8%), education (8%), housing and homelessness (7%), the environment and climate change (6%), budget deficits (6%),

<sup>1</sup> Methodology: Lake Research Partners designed and administered this omnibus survey conducted by phone using professional interviewers by landlines, cellphone, and text-to-online April 2 – 7, 2025. Questions reached a total of 1,200 registered voters nationwide, including 1,000 registered likely 2026 voters and 200 “drop-off” voters not expected to vote in the 2026 midterms. The survey has a margin of error overall of +/- 3.1% at the 95% confidence interval and +/- 6.9% among the drop off voters. The margin of error is higher among subgroups.

abortion (6%), and racial justice (4%) were the most important issues for Congress to address. These are secondary to the top issues.

- Voters concerned with the budget deficits<sup>^</sup>, terrorism and national security, immigration, taxes, and crime<sup>^</sup> overwhelmingly favor the Republican candidate over the Democrat. Voters concerned about the economy and jobs lean toward the Democratic candidate (48% to 43%), while those concerned about the rising cost of living lean toward the Republican candidate (48% to 45%).
- Voters concerned with the environment and climate change<sup>^</sup>, Social Security and Medicare, education, health care and prescription drugs, dysfunction in government, and housing and homelessness<sup>^</sup> overwhelmingly favor the Democrat over the Republican.
- **President Trump’s favorability is net-negative, and intensity is on the negative side, with 51% of voters holding unfavorable views (46% very unfavorable) and 47% holding favorable views (32% very favorable).** Drop-off voters are also net-negative – 57% hold unfavorable views (49% very unfavorable), 41% hold favorable views (30% very favorable). Additionally, favorability falls along partisan lines and Independents lean toward feeling unfavorable toward the president:
  - Democrats: 2% favorable, 96% unfavorable (90% very unfavorable)
  - Independents/DK: 42% favorable, 49% unfavorable (43% very unfavorable)
  - Republicans: 94% favorable (67% very favorable), 6% unfavorable
- **Voters rate Donald Trump’s job performance as just fair/poor (55%),** driven primarily by Democratic voters (97% just fair/poor) and a solid majority of Independents (62% just fair/poor, 43% poor). Republicans are most likely to rate the president’s job performance positively – 87% excellent/good (55% excellent). More than six in ten drop-off voters give his job performance a just fair/poor rating (63%, including 50% who rate it as poor).
  - Among racial subgroups, white voters split (51% excellent/good, 49% just fair/poor), while two-thirds of Latino/a voters (69%) and three-quarters of Black voters (78%) rate President Trump’s job performance as just fair/poor.
- **Both parties in Congress are also underwater among voters nationwide, with 56% holding unfavorable views of Democrats in Congress and 51% holding unfavorable views of Republicans in Congress.** Again, views fall along partisan lines, with a solid majority of Democrats favorable toward Democrats (80%) and a solid majority of Republicans favorable toward Republicans (90%). Independents are majority unfavorable toward both parties (58% unfavorable toward Democrats in Congress; 52% unfavorable toward Republicans in Congress).

---

<sup>^</sup> Note small n size (<100).

- Our survey has the national congressional vote split between the Republican and Democratic congressional candidates, 46% for the Republican, 46% for the Democrat.<sup>3</sup> Few are undecided (6%). Drop-off voters lean Democratic (52% to 39%).
  - Independent voters favor the Democratic candidate by 5 points (35% for the Democrat to 30% for the Republican). More than a quarter (28%) remain undecided.
  - White voters favor the Republican candidate – 53% to 41%.
  - Black voters (64%) and a majority of Latino/a voters (58%) favor the Democratic candidate over the Republican (20% and 36%, respectively).

## **Population Connection**

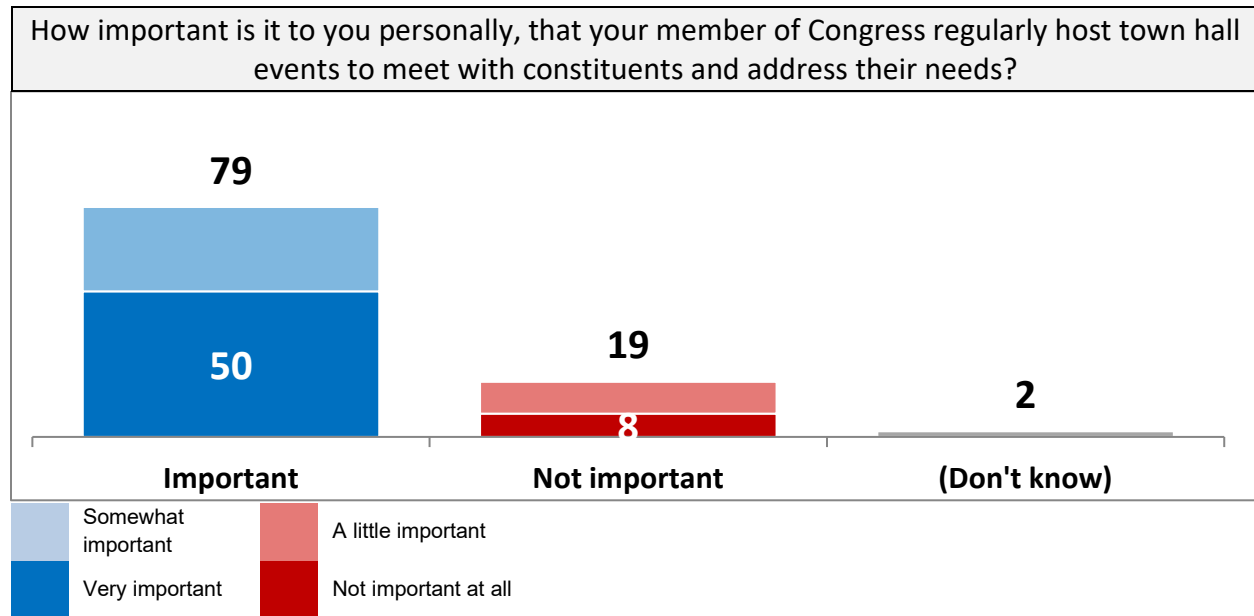
### **Summary of Findings**

- Likely 2026 voters and drop off voters alike say **it is personally very important to them that their member of Congress regularly host town hall events to meet with constituents and address their needs.**
- About half (52%) of voters say **they are less likely to vote for an elected official who does not host town hall events to meet with constituents and address their needs.**
  - **Subgroups who are most likely to say they are much less likely to vote** for an elected official who does not host town hall events to meet with constituents and address their needs include **subgroups of pro-choice and Democratic voters.**
- Likely voters and drop off voters **support ending the freeze on funding for global family planning services by wide margins regardless as to** whether this freeze is attributed to Elon Musk and Donald Trump or Donald Trump and his Administration.
  - **Intense support is even higher** when drop off voters consider Elon Musk and Donald Trump freezing funding.
  - Opposition to ending the freeze on funding is driven primarily by voters whose most important issue is budget deficits and strong Republicans.
  - Support is driven by college-educated women of color, voters whose most important issue is climate change or abortion, pro-choice Independents, 2024 Harris voters, voters who have been personally impacted by DOGE cuts, those who will vote for the Democrat candidate for Congress, pro-choice women, and Democrats, including strong Democrats, pro-choice Democrats, older Democrats, and Democratic women.
- **Pluralities of voters and drop off voters strongly agree with statements that describe the benefits of U.S. investment in family planning and reproductive health programs around the world. However, voters are more likely to disagree with the ‘making a safer world’ statement, making the net margin greater when focusing on the impacts on global health, education and economic opportunities, rather than simply focusing on making a safer world.**

<sup>3</sup> Party identification for the overall voter sample is 42% Democrat, 42% Republican, and 12% Independent/DK

### Bipartisan Majorities Agree: Hosting Town Halls is Critical for Members of Congress

Over three-quarters (79%) of voters say it is important, and half say it is very important that their member of Congress regularly host town hall events to meet with constituents and address their needs.



Across party identification, voters say hosting regular town halls are important, with 83% of Democrats (56% very important), 77% of Republicans (42% very important), and 71% of Independents (54% very important) saying it is personally important that their member of Congress regularly host town hall events to meet with constituents.

Holding regular town hall events is overwhelmingly important to drop off voters as well, with 70% who say this is important and 45% who say this is very important.

The subgroups who are most likely to say it is **very important** that their members of Congress regularly host town hall events to meet with constituents and address their needs include:

- Voters whose most important issue is abortion<sup>4</sup> (69%) or the environment and climate change<sup>5</sup> (68%)
- Older Black voters<sup>6</sup> (67%)
- Voters who have been impacted by DOGE cuts (66%)
- Secular voters (65%)
- Retired members of a labor union (64%)

<sup>4</sup> Small sample size

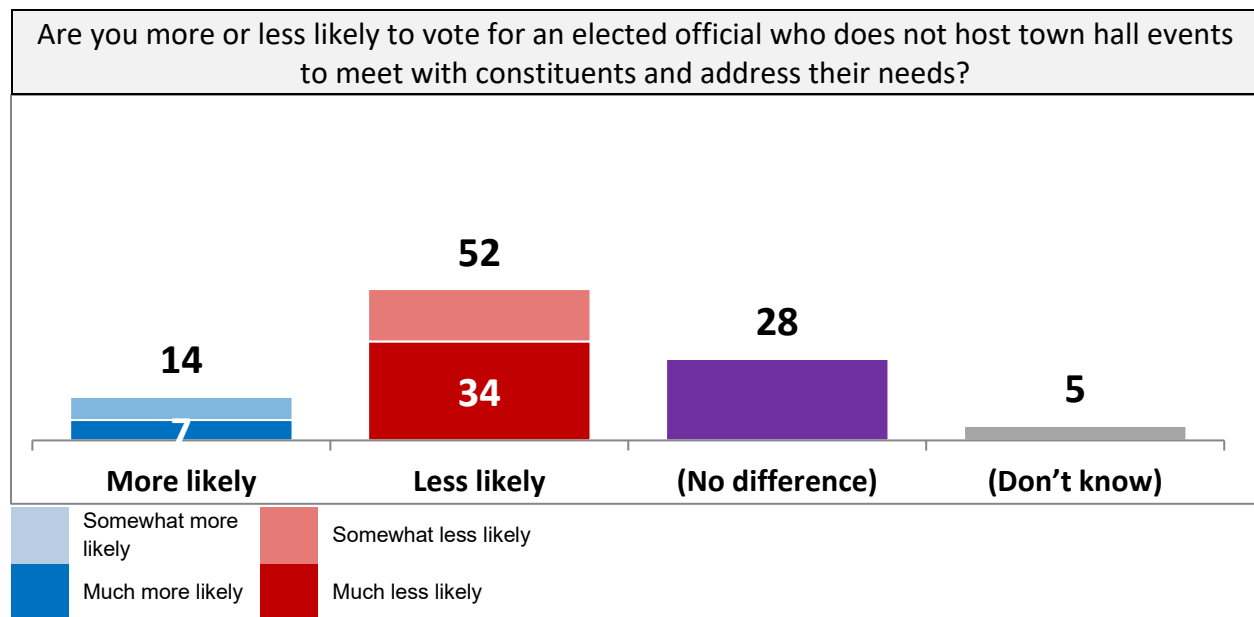
<sup>5</sup> Ibid

<sup>6</sup> Ibid

- West North Central voters<sup>7</sup> (64%)

Notably, those who will vote for the Democratic candidate for Congress are 17 points more likely than those who will vote for the Republican candidate to say it is very important that their member of Congress regularly hosts town hall events (59% versus 42%, respectively); pro-choice Democrats are 17 points more likely than anti-choice Republicans to say it is very important (58% versus 41%, respectively); and 2024 Harris voters are 16 points more likely than 2024 Trump voters to say it is very important (58% versus 42%, respectively).

**About half (52%) of voters say they are less likely to vote for an elected official who does not host town hall events to meet with constituents and address their needs.** Over a third (34%) are much less likely to vote for a leader who doesn't host town halls. **Voters across party identification are less likely to vote for an elected official who does not host town halls** (60% of Democrats, 48% of Independents, and 45% of Republicans).



A plurality (48%) of drop off voters are less likely to vote for an elected official who does not host town hall events, and 28% are much less likely to vote for this elected official.

The subgroups who are most likely to say they are **much less likely** to vote for an elected official who does not host town hall events to meet with constituents and address their needs include subgroups of pro-choice and Democratic voters:

- Pro-choice independents<sup>8</sup> (56% much less likely)
- Pro-choice men (49%)
- Secular voters (49%)

<sup>7</sup> Small sample size

<sup>8</sup> Ibid

- Voters whose most important issue is dysfunction in government (47%), abortion<sup>9</sup> (45%), or the environment and climate change<sup>10</sup> (44%)
- Voters who have been impacted by DOGE cuts (46%)
- Those who will vote for the Democratic candidate for Congress (44%)
- Pro-choice voters (44%), including white and people of color (44% each)
- Younger Latino/a voters<sup>11</sup> (44%)
- Older Democrats (44%)
- Voters with a post-graduate degree (44%)

Again, pro-choice Democrats are 21 points more likely than anti-choice Republicans to say they are much less likely to vote for an elected official who does not host town hall events to meet with constituents and address their needs (44% versus 23%, respectively); those who will vote for the Democratic candidate for Congress are 18 points more likely than those who will vote for the Republican candidate to say they are much less likely (44% versus 26%, respectively); and 2024 Harris voters are 15 points more likely than 2024 Trump voters to say they are much less likely (42% versus 27%, respectively).

#### **Voters Support Unfreezing Funding for Global Family Planning Services**

After hearing a description of Donald Trump and his Administration's<sup>12</sup> actions to freeze all U.S. investment in global reproductive health and family planning services and the negative impacts on access to contraceptives, **voters support ending the freeze on funding for global family planning services by a double-digit margin (54% support and 43% strongly support, 34% oppose)**. Framing it as **ending Elon Musk's and Donald Trump's<sup>13</sup> freeze** garners similar levels of support (**58% support and 47% strongly support, 33% oppose**).

---

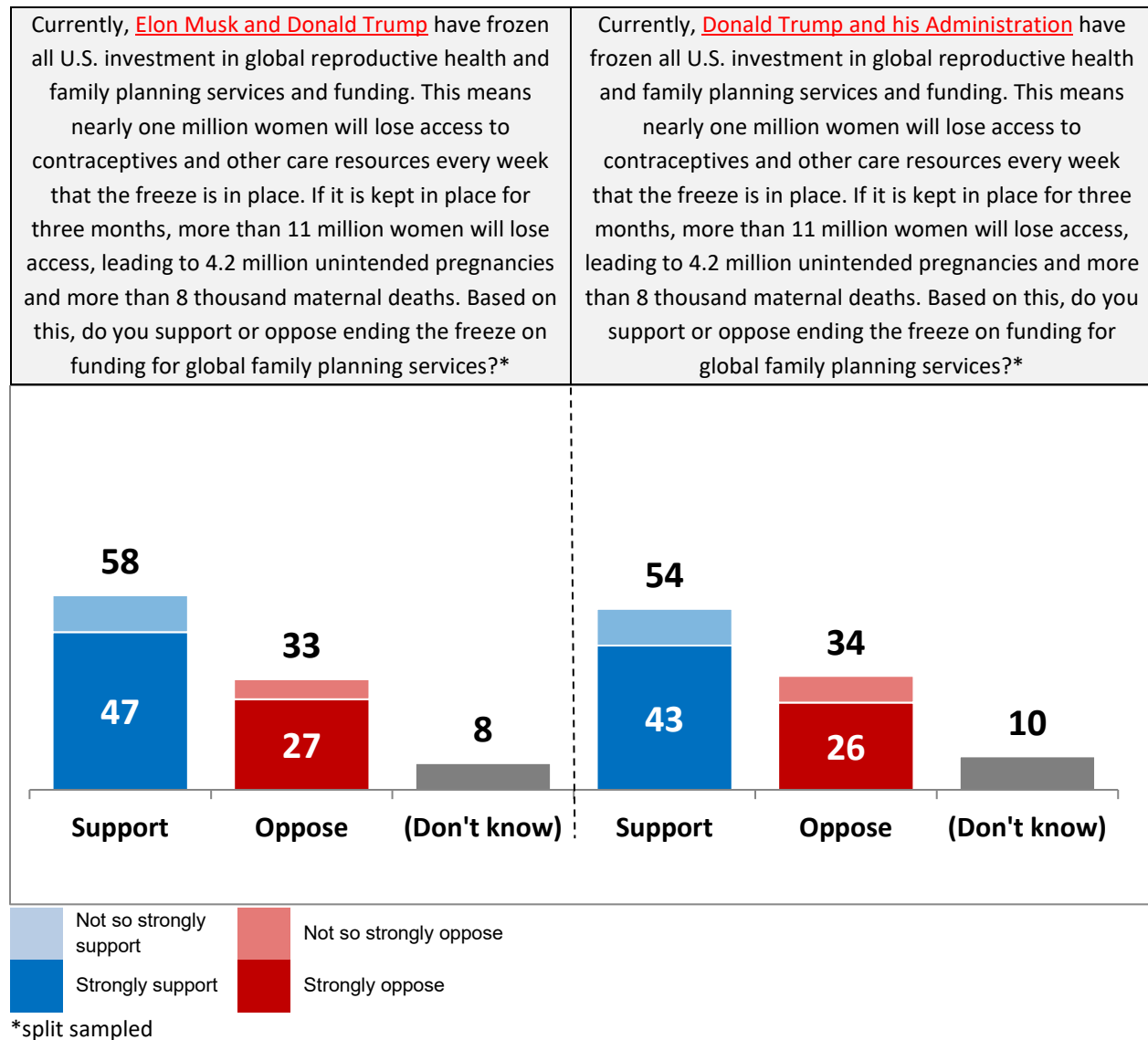
<sup>9</sup> Small sample size

<sup>10</sup> Ibid

<sup>11</sup> Ibid

<sup>12</sup> Split sampled question

<sup>13</sup> Ibid



While Democratic and Independent voters support ending either Elon Musk’s and Donald Trump’s freeze or Donald Trump and his Administration’s freeze on all U.S. investment in global reproductive health and family planning services, Republican voters oppose ending the freezes, though by a smaller margin.

	Currently, ... have frozen all U.S. investment in global reproductive health and family planning services and funding. This means nearly one million women will lose access to contraceptives and other care resources every week that the freeze is in place. If it is kept in place for three months, more than 11 million women will lose access, leading to 4.2 million unintended pregnancies and more than 8 thousand maternal deaths. Based on this, do you support or oppose ending the freeze on funding for global family planning services?					
	<b>Elon Musk and Donald Trump*</b>			<b>Donald Trump and his Administration*</b>		
	<b>Strongly support</b>	<b>Total support</b>	<b>Total oppose</b>	<b>Strongly support</b>	<b>Total support</b>	<b>Total oppose</b>
Democrats	67	78	20	62	75	18
Independents w/weak partisans	45	61	31	42	58	28
Republicans	26	36	49	23	33	52

\*split sampled

Drop off voters support ending the freeze on funding for global family planning services whether it is connected to Elon Musk and Donald Trump or Donald Trump and his Administration, but overall support and intense support is higher when drop off voters consider Elon Musk and Donald Trump freezing funding (49% strongly support, 68% support ending the freeze on funding) compared to Donald Trump and his Administration (40% strongly support, 52% support).

Regardless of whether the freezing of funding for global family planning services is connected to Elon Musk and Donald Trump or Donald Trump and his Administration, core supporters of ending the freeze (those most likely to strongly support) include college-educated women of color (70% strongly support), voters whose most important issue is climate change<sup>14</sup> (68%) or abortion<sup>15</sup> (66%), pro-choice Independents<sup>16</sup> (68%), 2024 Harris voters (67%), voters who have been personally impacted by DOGE cuts<sup>17</sup> (67%), those who will vote for the Democrat candidate for Congress (66%), pro-choice women (64%), and Democrats (64%), including strong Democrats (74%), pro-choice Democrats (69%), older Democrats (68%), and Democratic women (66%).

Opposition to ending the freeze on funding for global family planning services is driven primarily by voters whose most important issue is budget deficits<sup>18</sup> (46% strongly oppose) and strong Republicans (44%).

<sup>14</sup> Small sample size

<sup>15</sup> Ibid

<sup>16</sup> Ibid

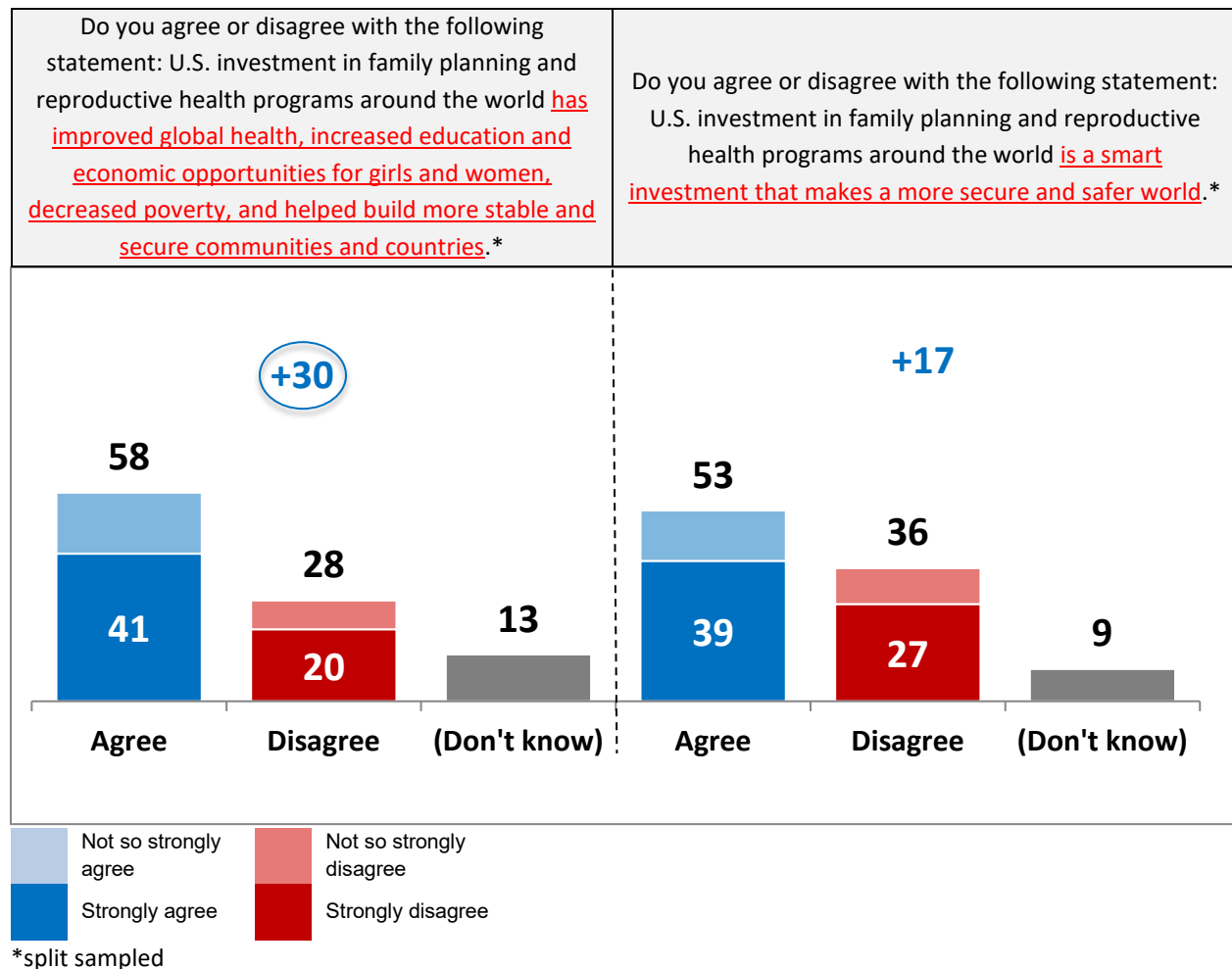
<sup>17</sup> Ibid

<sup>18</sup> Ibid



## Majorities Agree with Benefits of U.S. Investment in Family Planning and Reproductive Health Programs Around the World

Pluralities of voters strongly agree with statements that describe the benefits of U.S. investment in family planning and reproductive health programs around the world. About four in ten (41%) voters strongly agree that *U.S. investment in family planning and reproductive health programs around the world has improved global health, increased education and economic opportunities for girls and women, decreased poverty, and helped build more stable and secure communities and countries*<sup>19</sup> (58% agree). Similarly, about four in ten (39%) voters strongly agree that *U.S. investment in family planning and reproductive health programs around the world is a smart investment that makes a more secure and safer world*<sup>20</sup> (53% agree). However, **voters are more likely to disagree with the safer world statement and the net margin is greater when focusing on the impacts on global health, education and economic opportunities, rather than making a safer world.**



<sup>19</sup> Split sampled question

<sup>20</sup> Ibid

There are partisan differences in voters' perceptions of the benefits of U.S. investment in family planning and reproductive health programs around the world. **Democrats and Independents agree with both statements, but support is stronger when focused on global health, education, and economic opportunities. Republicans disagree with both statements, especially with the one that focuses on a more secure and safer world.**

	Do you agree or disagree with the following statement?					
	U.S. investment in family planning and reproductive health programs around the world <u>has improved global health, increased education and economic opportunities for girls and women, decreased poverty, and helped build more stable and secure communities and countries.*</u>			U.S. investment in family planning and reproductive health programs around the world <u>is a smart investment that makes a more secure and safer world.*</u>		
	Strongly agree	Total agree	Total disagree	Strongly agree	Total agree	Total disagree
Democrats	74	<u>89</u>	5	68	<u>88</u>	5
Independents w/weak partisans	38	<u>61</u>	23	33	<u>50</u>	35
Republicans	9	29	<u>51</u>	13	21	<u>67</u>

\*split sampled

Drop off voters also agree that U.S. investment in family planning and reproductive health programs around the world have significant benefits. They show more intense agreement around the statement that says, “smart investment makes a more secure and safer world,” but they also are more likely to disagree with this statement. Overall agreement is higher, and disagreement is lower on the global health statement. Given higher levels of disagreement with the safe/secure world statement it is stronger to focus on the global impact, education, and economic opportunities with this group as well.

- *U.S. investment in family planning and reproductive health programs around the world is a smart investment that makes a more secure and safer world* – 44% strongly agree, 54% agree, 33% disagree
- *U.S. investment in family planning and reproductive health programs around the world has improved global health, increased education and economic opportunities for girls and women, decreased poverty, and helped build more stable and secure communities and countries* – 37% strongly agree, 62% agree, 25% disagree

Looking at demographic subgroups, the combined economic and security statement is stronger among older generations, secular voters, Christians who are not born-again, Black voters, and Midwest voters. The statement that only focuses on security is stronger among younger generations, Northeast voters, and voters in the West. A solid majority of those who will vote for the Democratic candidate for Congress strongly agree with either statement.

Notably, college graduates are more likely to strongly agree with these statements than non-college-educated voters; mothers are more likely than dads; childless women are more likely than childless men; secular voters are more likely than Christian voters; and not born-again Christians are more likely than born-again Christians.

% Strongly agree	U.S. investment in family planning and reproductive health programs around the world <u>has improved global health, increased education and economic opportunities for girls and women, decreased poverty, and helped build more stable and secure communities and countries.</u> *	U.S. investment in family planning and reproductive health programs around the world <u>is a smart investment that makes a more secure and safer world.</u> *
Under 30^	29	<b>50</b>
Millennial	43	<b>49</b>
Gen X	<b>39</b>	29
Boomer	<b>45</b>	39
Non-college graduate	36	33
College graduate	48	47
Dads^	33	29
Mothers^	48	47
Childless men	35	34
Childless women	48	44
Pro-choice	60	57
Anti-choice	15	16
Conflicted	26	25
Christian	36	32
Secular	<b>70</b>	58
Born-again	21	25
Not born-again	<b>47</b>	36
White alone	39	40
Black^	<b>63</b>	40
Latino/a^	38	37
Northeast	40	<b>47</b>
Midwest	<b>51</b>	35
South	35	31
West	42	<b>51</b>
Vote Democrat for Congress	74	69
Vote Republican for Congress	8	11

\*split sampled

^small sample size